




Visa Matters

- Re-entry visa *
- Plan for your visa renewal
- 90-Day Notification
- Nakhon Pathom Immigration
- Van Services





Non-ED Student Visa

Visa Extension



Plan to renew visa

(30 days before visa expiry date)

Prepare documents

Submit docs to Nakhon Pathom
Immigration Office

- Mark your visa expiry date in your note or on your smartphone; Set a reminder; Contact the PC office for your visa extension at least 30 days in advance.
- Maximum Visa Period : up to 6 months; Overstaying fee: 500 THB per day


Re-entry Permit : NO RE-ENTRY, NO VISA

- Complete the re-entry visa process before leaving Thailand.
Otherwise, your visa will be cancelled.





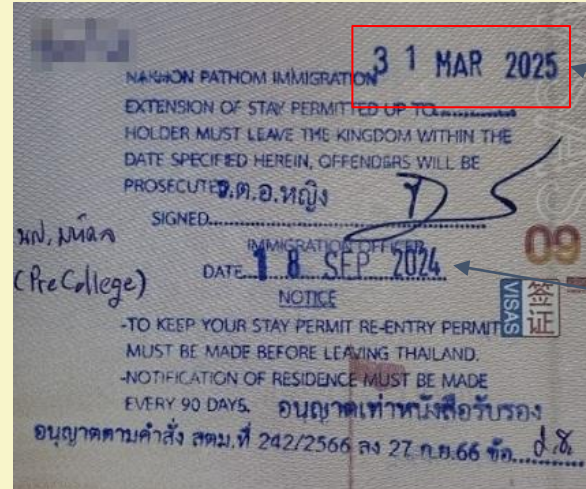
How your student visa lookalikes



Arrival date

Expiry date

Initial visa from airport or boulder immigration



Expiry date

Renewal date

Extended visa from
Nakhon Pathom immigration




Non-ED Student Visa

Conditions for holding the student visa (by MUIC)

- Register and study either at PC or MUIC
- Do not postpone study at PC to next quarters
- Continue student status at PC or MUIC

***Remark: For students holding other types of visas, such as Non-O (depending on parent's work visa) or Non-B (work visa), your visa status is not affected by your student status.*





90-Day Notification

How to report the 90-day to the immigration

→ Online via <https://tm47.immigration.go.th/tm47/#/login>

In person at the immigration office

→ Up to *15 days* and not later than *7 days* prior the due date

→ Overdue, Changing a passport book, Filling out wrong information in the online system:

Go to the immigration office in person only





Nakhon Pathom Immigration

- **Address:** 31 Moo 6, Don Yai Hom, Muang Nakhon Pathom, Nakhon Pathom 73000.
- **Office hours:** Monday - Friday, 8:30 AM - 4:30 PM
- **Email:** Nakhonpathomimm3@gmail.com
- **Tel:** 034-242022, 034-242020
- **Get directions:** <https://goo.gl/maps/hFrrpTrE4cBzHyQV9>






Van Services

- MU van services to the Nakhon Pathom immigration office:
twice a month on Wednesdays afternoon (1 PM)
- Free of charge
- To reserve a seat in advance, please contact the PC office
via email, Line, or in person during working hours.

◆ **February 26**


◆ **March 12**

◆ **March 26**






Welfare & Services

- Student Visa
- Verification letter: To open a Thai bank account 
- Student learning supports: Google education accounts, Internet accounts, Printing services, Library membership
- Accidental insurance only: Coverage of 10,000 THB (Health insurance is recommended.)
- Counseling services (Academic / Health concerns, Other issues)

Visit the student site: <https://sites.google.com/muicpc.io/pcwelfare>





To Update personal data



To update your personal data Inbox x sudaporn.yus@mahidol.ac.th x



Sudaporn Yoosawas <sudaporn.yus@muicpc.io>
to ICPC ▾

Mon, Jan 6, 2:06 PM



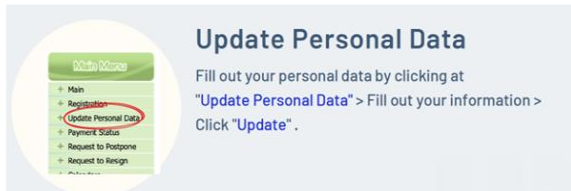
Dear student,

We are writing to remind you that although you have successfully registered for your courses and made the payment, we have noticed that your personal data remains incomplete.

Please note that failure to update your personal information may result in restrictions on certain services.

To update your personal data, please follow these steps:

1. Go to <http://pc.muic.mahidol.ac.th> > Choose **“Current student”**
2. Log into the system by using your Student ID for both Username and Password.
3. Navigate to the "Update personal data" menu.



Update Personal Data

Fill out your personal data by clicking at **“Update Personal Data”** > Fill out your information > Click **“Update”** .